



# ST MARY'S CATHOLIC PRIMARY SCHOOL

MARY STREET, BUNBURY, WA 6230

**Year 5**

**Week 9 30<sup>th</sup> March – 3<sup>rd</sup> April**

## **Note:**

Complete all work in your new exercise book for Remote Learning unless specified elsewhere.

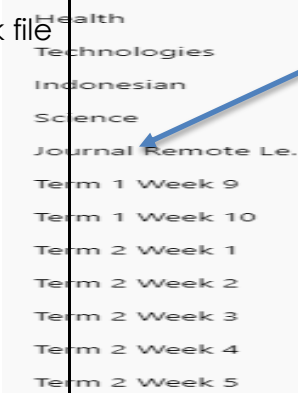
Tasks **highlighted** in the Weekly Plan are identified as a teacher task to submit in Class Notebook / Student Folders / Weekly section / Uploaded work page. Your teacher will provide feedback.

Your teacher will tell you which tasks to submit. There is no need to submit every piece of work you complete.

Please ask, via Teams, if you stumble across something you don't understand. When contacting the classroom teacher, please be aware they will respond during normal classroom hours.

For any technical issues or questions please contact Mr Priest via email at [ben.priest@cewa.edu.au](mailto:ben.priest@cewa.edu.au)

English				
Strand	Task	What to do?	Resources	Completed
Reading	One	AR Read for 30 minutes minimum each day. Record your book title and pages read in the completed column to the right on this line (in your Class Notebook)		Example: Fantastic Mr Fox p 27 - 50
	Two	<p>Preparation for this task: Right click on your desktop. Click on 'New' 'Folder' and name it Remote Learning.</p> <ol style="list-style-type: none"> <li>1. Read <i>The Cat and the Whale</i>.</li> <li>2. Open the worksheet. Answer the questions in your Remote Learning Exercise Book. Remember to rule up, date your work and number all questions. I'm sure I will be really proud of your neat presentation!</li> <li>3. Take a photo of your work.</li> <li>4. <b>Save your photo:</b> File, Save as, This PC, Desktop, Remote Learning. Call your document '<i>Your Name + Reading</i>'</li> <li>5. Upload your work to 'Uploaded Work'. This can be found in Class Notebook, Term 1 Week 9.</li> </ol> <p><b>Reminder: How to upload a document</b></p> <ol style="list-style-type: none"> <li>1. Open the destination. (Term 1 Week 9, Remote Learning)</li> <li>2. Click on the page.</li> <li>3. Click on the Insert tab.</li> <li>4. Click on File</li> <li>5. This PC</li> <li>6. Click on Desk top</li> <li>7. Click on Remote Learning and find the document named above.</li> </ol>	<p><a href="#">The Cat and the Whale</a></p> <p><a href="#">Worksheet</a></p>	

		8. Click open and your document will download.		
Writing	One	<p>Daily Journal Writing in your Notebook section. Every day you are required to record your thoughts, feelings, and concerns about learning. I would also love to read about what you have been doing in your spare time. I would like a minimum of 5 sentences each day. Please include the date at the start of each journal entry.</p>	Individual Notebook file – Journal Remote Learning	
	Two	<p>It is very important when we write narratives to describe our character effectively.</p> <ol style="list-style-type: none"> <li>1. Read the character descriptions and think/ talk about how the author described the characters to help the reader get to know them better.</li> <li>2. Choose one of your toys to use as your character description. (eg a teddy, lego character etc)</li> <li>3. Use your device to take a photo of your character.</li> <li>4. Open a blank Word document.</li> <li>5. Insert picture from camera roll.</li> <li>6. Under your photo, write a character description. This should be <b>at least</b> 5 sentences long. Use good vocabulary. I want to feel as if I know your character!</li> <li>7. Edit your work carefully.</li> <li>8. <b>Save your work:</b> File, save as, This PC, Desk top, Remote Learning. Call your document 'Your Name + My Character'.</li> </ol>	<a href="#">Character Descriptions</a>	

		9. Upload your work to Uploaded Work. This can be found in Class Notebook, Term 1 Week 9. (see above)		
Spelling	Three	Worksheet Click on the links in the column on the left to open the worksheet. In your blank exercise book, rule up and date the page, the title is Spelling Week 9. Complete the work sheet answers in your book writing neatly.	Blue Sheet <a href="#">Level C Lessons 11 to 15</a> Purple Sheet <a href="#">Level D Lessons 11 to 15</a> Green Sheet <a href="#">Lessons 11 to 15</a>	
Other	BTN	Watch the Behind the News (BTN) story about "What Is A Virus?"	<a href="https://www.abc.net.au/btn/classroom/20200324-ep8-btn/12066702">https://www.abc.net.au/btn/classroom/20200324-ep8-btn/12066702</a>	




## Focus Questions

1. What did the BTN story explain?
2. Give three examples of things that are caused by viruses.
3. Viruses are one of the four families of \_\_\_\_\_.
4. What are the other three types of pathogens?
5. When were viruses first discovered?
6. What do viruses need to spread?
7. What is the name of the body's inbuilt virus defence?
8. What is a vaccination and how does it work?
9. What can you do to stop the spread of viruses?
10. Name three facts you learnt about viruses.

Maths				
	Task	What to do?	Resources	Completed
Times Table	TT Rock stars	5 minutes of Garage each day.	<a href="https://ttrockstars.com/">https://ttrockstars.com/</a>	
Stepping Stones	One	<p><a href="#">Stepping Stones</a></p> <ol style="list-style-type: none"> <li>1. Click on the link above (the title)</li> <li>2. Scroll down and click on Australia "<i>click here to enter</i>"</li> <li>3. Click on Year 5</li> <li>4. Click on Week 1</li> <li>5. There are activities for each day.</li> </ol> <p>Please contact Mrs Alberti (<a href="mailto:gillian.alberti@cewa.edu.au">gillian.alberti@cewa.edu.au</a>) if you need assistance navigating this site.</p> <p>*Note – Complete all worksheets in Stepping Stones Journal. If a page has already been completed discuss and review page.</p> <p>Each day you will have a new activity to complete. Please fully complete before checking your answers.</p>		
Optional	Ken Ken	Choose your own Kenken	<a href="#">Kenken</a>	
		There are set tasks for you to do in Studyladder.	<a href="https://www.studyladder.com.au/">https://www.studyladder.com.au/</a>	

Religion				
	Task	What to do?	Resources	Completed
	One	Daily Prayers - Morning, Lunch and End of the school day.	At bottom of template	
	Two	View the Holy Week PowerPoint. <a href="#">Click here.</a> In your exercise Book:- <ul style="list-style-type: none"> <li>• Palm Sunday title</li> <li>• Create a storymap of the Holy Week activities. This can be on a double page.</li> <li>• At each of the stops on the map there should be an illustration of the event and a sentence that explain the event.</li> </ul>		



Integrated Studies				
	Task	What to do?	Resources	Completed
Optional	Minecraft	Open Minecraft Education on your HP. You can only use Creative Mode. Difficulty is Peaceful. TASK <ul style="list-style-type: none"> <li>• Create a small display of your workspace at home.</li> <li>• During the build process you need to use your camera and the journal to record each day's building progress.</li> <li>• Make sure you take a selfie in your room with your camera. It is easiest to do this with your camera on the tripod stand.</li> </ul>	Minecraft for Education app 	

Specialist Learning Areas				
Strand	Task	What to do?	Resources	Completed
Science	Echidna Adaptations Research	Research the external features and the behavioural adaptations of the echidna that help them to survive the different conditions in Australia. Use the links and <a href="#">CLICK HERE</a> to access the TEMPLATE provided to complete the research investigation task. Allow two sessions for this to be completed.	<a href="https://www.activewild.com/echidna-facts/">https://www.activewild.com/echidna-facts/</a> <ul style="list-style-type: none"> <li>• <a href="https://theanimalfacts.com/mammals/short-beaked-echidna/">https://theanimalfacts.com/mammals/short-beaked-echidna/</a></li> <li>• <a href="https://www.nationalgeographic.com.au/animals/echidna.aspx">https://www.nationalgeographic.com.au/animals/echidna.aspx</a></li> <li>• <a href="http://www.australianwildlife.com.au/echidna.html">http://www.australianwildlife.com.au/echidna.html</a></li> </ul>	
Art		Day 1 – 5 of your drawing challenge (refer to Art Pack, eldest child within the school has this)		
Sport		Click on the link 'PE with Joe'	<a href="#">PE with Joe</a>	



OPTIONAL FUN ACTIVITIES - Enjoy some of these with your family members.



YEAR 4-6 ACTIVITY GRID					
Help set the table for dinner.	Play a board game that you have at home - Monopoly, Scrabble, Boggle, Cluedo, Connect 4 etc.	Write a letter to a family member telling them how much they mean to you.	Cook a treat for your family and share morning or afternoon tea.	Make your bed and clean your room.	Clean the inside windows.
Read a picture book to a family member.	Help pack/ unpack the dishwasher.	Go on a nature walk in your backyard and record how many different plants /insects you find.	Use any recyclable material to create something that could help around the home.	Sort your toybox by colours, purpose, sounds.	Use Lego, building blocks or similar, to build a model of your house/bedroom
Make an indoor and outdoor cubby house and take a photo.	Lie on your back outside and look for shapes in the clouds.	Nature walk bracelets! Turn a piece of tape upside down and place whatever you find in nature to make the bracelet! 	Write directions for a family member to move from point A to point B	Put out and/or bring in the washing.	Plant some seeds and care for them. Record
Ask a family member what games they played as a child.	Learn how to bake scones.	Create a play/show and perform for your family	Get comfortable, close your eyes, focus on your breathing and relax.	Play a game of cards: Fish, Snap, Concentration, etc.	Make a set of finger puppets to tell a fairytale.
Create some physical activity dice. You can make them over sized Simply write little activities on each side like 'Jump up and down' and have fun challenging each other.	Create a fairy garden 	Have an indoor treasure hunt.	Make a <u>race-track</u> and race some toy cars.	Make a musical instrument and perform a song.	Design and build a diorama about your <u>favourite</u> sport.



### **Our School Prayer**

Oh God my Father in heaven, I offer you myself and all I do this day.  
Mary, my Mother, help me to love God today Our Lady of Perpetual Help, pray for us that we show respect,  
have courage and are faithful to the Gospel in all that we do and say today.  
St Mary MacKillop of the Cross Pray for us.

### **Our Father**

Our Father,  
who art in heaven,  
hallowed be thy name;  
thy kingdom come;  
thy will be done on earth as it is in heaven.  
Give us this day our daily bread;  
and forgive us our trespasses  
as we forgive those who trespass against us;  
and lead us not into temptation,  
but deliver us from evil.  
Amen

### **Hail Mary**

Hail Mary full of Grace, the Lord is with thee.  
Blessed are thou amongst women and blessed is the  
fruit of thy womb Jesus.  
Holy Mary Mother of God,  
pray for us sinners now and at the hour of our death  
Amen.