



ST MARY'S CATHOLIC PRIMARY SCHOOL

MARY STREET, BUNBURY, WA 6230





Remote Learning Plan Year Three Term 2 Week One

Note:

- Tasks **highlighted** in the Weekly Plan are identified as a 'teacher task to submit to seesaw'. Your teacher will provide feedback on this task.
- Submit only highlighted tasks. There is no need to submit every piece of work you complete.
- Please ask if you stumble across something you don't understand. When contacting the classroom teacher, please be aware they will respond during normal classroom hours.

	Monday 27 th April	Tuesday 28 th April	Wednesday 29 th April	Thursday 30 th April	Friday 1 st May
			Morning Meeting (Video on Seesaw)	Morning Meeting (Video on Seesaw)	Morning Meeting (Video on Seesaw)
Spelling 15-20 minutes			Week 1 words: beetle, better, book, done, enough, friends, good, green, home, keep, listen, little, look, many, meet. Spelling Activity: Code Breaker. Look in your Remote Learning Pack and complete the activity Code Breaker.	Spelling activity: Word Worth. Look in your Remote Learning Pack and complete the activity Word Worth. For e.g. beetle, b=3, e=1, t=1, l=3 beetle = 10points.	Test. Today Mr A will give you a Spelling Test on your Week 1 Words. Number 1 – 15 in your Literacy book, write today's date and Set 1 as your heading. The Spelling test is on Seesaw. Send Mr A your mark out of 15. Spelling errors to be written out 3x each.
Writing 25 – 30 minutes.			Welcome back from your Easter Holiday Year 3. This week we will recount the things that we did over the Easter break. We will send our Easter Holiday stories to Mr A on Friday and he will put them into Power Point to share with the class. Open 'How to write a Recount' in Seesaw.	Check your work. Consider these points: Have I used capital letters correctly? Do my sentences make sense? Have I check my spelling? Have I used punctuation correctly? Have I cover ed who, what, when, where and why? Is my writing interesting?	Our Easter Holiday Book. Give your recount a final check over. Use See Saw to send a copy to Mr A. A photo will do-make sure it is clear. Read your recount using See Saw. If you chose

			You can choose to write your Recount in Google Docs or in your Literacy Book.		google docs then email it to: tino.alberti@cewa.edu.au
Reading 20-30 minutes			Finding the main idea. The main idea of a story tells what the story is mostly about. Read The Great Wise Owl story in your Remote Learning Pack and complete questions 1 – 4.	Use yesterday's worksheet form The Great Wise Owl. Draw pictures to show what the main idea is and the 3 details that support the main idea. Use a page in your Literacy Book. Include today's date and the heading The Great Wise Owl.	Use a book that you have read at home or in AR this week. Think about what the main idea is for the book, or a chapter in a book. Write it down. Write down 3 details that support the main idea.
Handwriting. 10-15 minutes			See Seesaw lesson for today on Handwriting.	See Seesaw lesson for today on Handwriting.	See Seesaw lesson for today on Handwriting.
Mathematics 40 – 50 minutes.			Complete the Math's warm ups on the number bonds to 10 and 20. Look in See Saw. Stepping Stones <ol style="list-style-type: none"> 1. Click on the link above 2. Scroll down and click on Australia <i>click here to enter</i> 3. Click on Year 3 4. Click on Topic 2 5. There are activities for each day. Please contact Mr Alberti (tino.alberti@cewa.edu.au) if you need assistance accessing this site. Select topic 2. This week focus in on: Addition within 1000. The Student Workbook pages have been completed already so it will be a revision week. Log on to the Origo at Home Math's page. Click on Monday and watch the Origo One video to learn to learn more about place value. Complete the 1 st Number Bonds Challenge worksheet 1-4. Mr A has the answers on Seesaw. Mark your work when you have finished using Seesaw.	Complete the Math's warm ups on the number bonds to 10 and 20. Look in See Saw. . Look in See See Saw. Addition within 1000. Click on Wednesday. Have a go at the problem-solving activity. You can use paper squares for each number. Send your answer to Mr A using Seesaw. Click on Thursday and play addition Fun.	Complete the Math's warm ups on the number bonds to 10 and 20. Look in See Saw. Look in Seesaw. Addition within 1000. Click on Friday. Complete the page in your Practice Book.

<p>Religion</p>	<p>-</p>	<p>1. Watch The Easter Story and have your child respond with true or false to the following statements. For any statements that are false, discuss spot the error and discuss what the sentence should say.</p> <ul style="list-style-type: none"> - People were jealous of Jesus and made a plan to arrest him. - John betrayed Jesus for money. - Pilate didn't think Jesus had done anything wrong and wanted to set him free.facts. - Jesus was hurt, wore a crown of thorns and carried a cross. - Jesus' body was placed in a tomb and guarded. - Jesus rose from the dead on Good Friday. - An angel told Jesus' disciples that He had risen. - Jesus appeared to His disciples for 40 days before. 	<p>1. Read The Resurrection Powerpoint to your child.</p> <ul style="list-style-type: none"> - Make a 'Lego resurrection Garden' or 'Nature resurrection.' - Be sure to include the empty tomb, the cross, the soldiers and any other empty elements you can think of.   	<ul style="list-style-type: none"> - Write a paragraph outlining the parts of Jesus' Resurrection. - Take a photo of your creation and writing and upload to the seesaw task titled, The Resurrection.
<p>A.R</p>		<p>Read for 30 mins. Please record your pages read here.</p> <p>If you require a book to read please access MyOn from your CEWA home page.</p>  <p>Log in details: U/N: Stmarys34 P/W: books</p> <p>Send the name of the book and your AR result to Mr A via Seesaw.</p>	<p>See yesterday's entry.</p>	

	Indonesian	Visual Arts	<p align="center">Physical Education</p> <p align="center">Catching</p> <p>Follow the instructions on your Seesaw task to complete The Mascot</p> <p>Challenge – Catching using the small, orange ball that I sent home with you.</p> <p>JUST FOR FUN</p> <p>Fitness Fun – Kid Approved Exercise</p> <p><i>See Seesaw for more information</i></p>	<p align="center">Science</p> <p>Introduction to day and night</p> <p>Activity on Seesaw</p>	
--	-------------------	--------------------	---	---	--

Suggested Prayers

Our School Prayer

Oh God my Father in heaven, I offer you myself and all I do this day.

Mary, my Mother, help me to love God today Our Lady of Perpetual Help, pray for us that we show respect, have courage and are faithful to the Gospel in all that we do and say today.

St Mary MacKillop of the Cross Pray for us.

Our Father

Our Father,
 who art in heaven,
 hallowed be thy name;
 thy kingdom come;
 thy will be done on earth as it is in heaven.
 Give us this day our daily bread;
 and forgive us our trespasses
 as we forgive those who trespass against us;
 and lead us not into temptation,
 but deliver us from evil.
 Amen

Hail Mary

Hail Mary full of Grace, the Lord is with thee.
 Blessed are thou amongst women and blessed is the fruit
 of thy womb Jesus.
 Holy Mary Mother of God,
 pray for us sinners now and at the hour of our death
 Amen.

