

# WEEKLY LESSON PLANNER

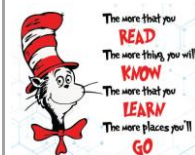
Term 2


Week 2

## YEAR FIVE CLASS



1. Place your device on a flat surface.
2. Wear your school sports shirt.
3. Sit in front of a wall so that your background is not distracting and to protect the privacy of others.
4. Log in on time and don't switch on your microphone until asked by your teacher.
5. Speak slowly and clearly and use headphones if you can.
6. Use the chat feature to ask a question.
7. Mute your microphone when you are not speaking to minimise noise.
8. Listen respectfully and wait your turn to speak.

Monday 04/05/20	Learning Area	Tasks	Due
Welcome 8.45am	Live Meeting at 8.45am with the Mrs. Alberti.	<p><i>Before joining this meeting, please:</i></p> <ol style="list-style-type: none"> <li>1. read announcements. (like when read)</li> <li>2. Complete Reflect App</li> </ol> <p><i>Complete roll.</i> <i>Where to find journal, maths assignment, weekly planner</i></p>	Daily at 8.45am
Session 1 9 – 10am	Live <b>Literacy</b> Meeting followed by completion of tasks.  Writing	<p><i>Listen to your teacher.</i></p> <p><b>Task:</b> <b>Open <a href="#">assignment</a> Newspaper Report. (in Teams) Read the instructions.</b></p> <ol style="list-style-type: none"> <li>1. Watch the clip again. <a href="#">The Lighthouse Video</a></li> <li>2. Record the main events that need reporting on. Write a list in your exercise book.</li> <li>3. Include one character's opinion. (lighthouse keeper, villager, or ship's crew member)</li> <li>4. Start typing your report under the instructions in the assignment. Remember to include your title and orientation from last Wednesday.</li> </ol>	Due tomorrow
Session 2 10 – 10.30am	AR	<ol style="list-style-type: none"> <li>1. Open AR on your device.</li> <li>2. Select STAR test.</li> <li>3. Complete the test. Do your best as this will help determine your levels and goal for this term. Please work independently.</li> </ol> <p>Read for the remainder of the 30 mins. Please record your pages in your daily journal which is now found in Teams/ assignments/ Journal.</p>	
Session 3 10.30-10.50	Journal	<ol style="list-style-type: none"> <li>1. Open Teams/ Assignments/ Journal</li> <li>2. Record your thoughts, feelings, concerns about your learning. I would also love to read about what you have been doing in your spare time. I would like to see a minimum of 5 sentences each day.</li> </ol>	Due today

10.50-11.10 am		RECESS BREAK – physical activity – no screens	
Session 4 11.10 – 11.20am	Maths	5 minutes practice in Times Tables Rock Stars.	Due today
Session 5 11.20 – 12.15	<p>Live Meeting at 11.15am with the teacher</p> <p>Stepping Stones pg 96 and 97</p>	<p><i>Listen to your teacher.</i></p> <p><i>You will need your whiteboard with you for the meeting for working out.</i></p> <p><i>Gross and Net Mass</i></p> <p><b>Task</b></p> <p><b>Stepping Stones</b></p> <ol style="list-style-type: none"> <li>1. Click on the link above (the title)</li> <li>2. Scroll down and click on Australia “<i>click here to enter</i>”</li> <li>3. Click on Year 5</li> <li>4. Click on Topic 3</li> <li>5. Only do <b>Monday</b> Watch and Talk activities.</li> </ol> <p>1 Complete Page 96 and 97 in your Stepping Stones Journal.</p> <p>2. Please fully complete before checking your answers. →</p> <p>3. Take a photo of your completed Stepping Stones pages</p> <p>4. Copy your photo into Maths <b>assignment</b> worksheet.</p> <p>5. Don't hand it in until Thursday as you will add more work each day.</p>	<p><b>Optional Activities:</b></p> <p><a href="#">Kenken</a></p> <p>StudyLadder</p> <p>Why can't you trust a teacher with graph paper? They may be plotting something!</p> 
Session 6 12.15 – 12.45 pm	Religion	<p>In the Gospel of Matthew, there is a story of a rich young man asking Jesus what he needs to do to go to heaven.</p> <p>Read the story on <a href="#">Activity Sheet 2</a> and reflect on the questions. You can either discuss the questions with an adult or write a short reflection in your exercise book.</p>	
		LUNCH BREAK – physical activity – no screens	

<p>Session 7</p> <p>1.30 – 3.00pm</p>	<p>2.10 – 3.10 Art</p>	<p>Mrs Toia See</p> <p>Art Used to Retell History</p> <p>Research the History of using art to record events in time.</p> <p>Use these links to help with your research</p> <p><a href="https://artsandculture.google.com/explore">https://artsandculture.google.com/explore</a></p> <p><a href="https://kids.kiddle.co/Fresco">https://kids.kiddle.co/Fresco</a></p> <p><a href="https://www.aboriginal-art-australia.com/aboriginal-art-library/the-story-of-aboriginal-art/">https://www.aboriginal-art-australia.com/aboriginal-art-library/the-story-of-aboriginal-art/</a></p> <p><a href="https://www.ducksters.com/history/art/ancient_roman_art.php">https://www.ducksters.com/history/art/ancient_roman_art.php</a></p> <p>After looking at some of the websites above create a piece of art (free choice) about this moment in time, present day 2020. Think about what you can see around you, how you are feeling and the global pandemic that we are finding ourselves a part of.</p> <p>Do a drawing/painting/sculpture/collage/representation of this time in our history.</p> <p>Take a photo of this piece of Art and upload it to Teams for me to see.</p> <p>JUST FOR FUN</p> <p>Have a go at doing an Eraser Drawing! Follow the link below and see what you can come up with.</p> <p><a href="https://www.metmuseum.org/art/online-features/metkids/videos/MetKids-Draw-with-an-Eraser">https://www.metmuseum.org/art/online-features/metkids/videos/MetKids-Draw-with-an-Eraser</a></p>	
---------------------------------------	------------------------	---	--

Tuesday 05/05/20	Learning Area	Tasks	Due
<p>Welcome</p> <p>8.45am</p>	<p>Live Meeting at 8.45am with the Mrs. Alberti.</p>	<p><i>Before joining this meeting, please:</i></p> <ol style="list-style-type: none"> <li><i>1. read announcements. (like when read)</i></li> <li><i>2. Complete Reflect App</i></li> </ol>	<p>Daily at 8.45am</p>

		<p><i>Complete roll</i> <i>Feedback from yesterday's tasks.</i></p>	
<p>Session 1 9 – 10am</p>	<p>Literacy Meeting (continues from the welcome)</p> <p>Writing</p> <p>Spelling</p>	<p><i>Listen to your teacher.</i></p> <p><b>Task:</b> Complete your newspaper report. Open Newspaper Report Teams <b>Assignment</b> for information.</p> <ol style="list-style-type: none"> <li>1. Record the main events that need reporting on.</li> <li>2. Each main idea needs to be in a new paragraph. Use correct paragraph structure. (Topic sentence, supporting details, concluding sentence)</li> <li>3. Include one character's opinion. (lighthouse keeper, villager, or ship's crew member)</li> <li>4. Type your report under the instructions in the assignment.</li> <li>5. Edit carefully. Save, close, make sure you have synced your device.</li> <li>6. Open your assignment and hand it in.</li> </ol> <p>If you have time, you can begin your spelling <b>assignment</b> which is due on Friday.</p>	Due today.
<p>Session 2 10 – 10.30am</p>	AR	<p>Read for 30 mins. Please record your pages in your daily journal <b>assignment</b>. If you require a book to read, please access MyOn from your CEWA home page.</p>	Due today.
<p>Session 3 10.30-10.50</p>	Journal	<ol style="list-style-type: none"> <li>1. Open Teams/ Assignments/ Journal</li> <li>2. Record your thoughts, feelings, concerns about your learning. I would also love to read about what you have been doing in your spare time. I would like to see a minimum of 5 sentences each day.</li> </ol>	Due today
10.50-11.10 am		RECESS BREAK – physical activity – no screens	
<p>Session 4 11.10 – 11.20am</p>	Maths	5 minutes practice in Times Tables Rock Stars.	Due today.

<p>Session 5</p> <p>11.20 – 12.15</p>	<p>Live Meeting at 11.15am with the teacher</p> <p>Stepping Stones pg 68 and 69</p>	<p><i>Listen to your teacher.</i></p> <p><i>You will need your whiteboard with you for the meeting for working out.</i></p> <p><i>Halve and double strategy with problem solving.</i></p> <p><b>Task:</b></p> <ol style="list-style-type: none"> <li>1. Complete Stepping Stones Journal page 68 and 69.</li> <li>2. Please fully complete before checking your <a href="#">answers</a>.</li> <li>3. Take a photo of your completed Stepping Stones pages</li> <li>4. Copy your photo into Maths <a href="#">assignment</a> worksheet.</li> </ol> <p>Don't hand it in until Thursday as you will add more work each day.</p>	<p><b>Optional Activities:</b></p> <p><a href="#">Kenken</a></p> <p>Studyladder</p>
<p>Session 6</p> <p>12.15 – 12.45pm</p>	<p>Religion</p>	<p>The Story of the Rich Young Man shows that God gives everyone the choice to freely love and follow God, or not.</p> <p><b>Task 1:</b> Talk to a parent or reflect on your own about how you think the rich young man could have responded to Jesus' instructions differently.</p> <p><b>Task 2:</b> Jesus knows that his followers will always be challenged to live as he taught. Create a comic strip that shows the rich young man responding differently to the request of Jesus. 4 panels are enough. This can be done in your exercise book.</p>	<p>Due tomorrow</p>
		<p>LUNCH BREAK – physical activity – no screens</p>	
<p>Session 7</p> <p>1.30 – 3.00pm</p>	<p>Art</p>	<p>ART – Mrs Aberti</p> <p>Mother's Day Art. Have a look at these websites and choose an activity. Don't forget to write a message to Mum in the card.</p> <p><a href="https://www.pinterest.com.au/pin/354517801918616496/">https://www.pinterest.com.au/pin/354517801918616496/</a></p> <p><a href="https://www.redtedart.com/mothers-day-crafts/">https://www.redtedart.com/mothers-day-crafts/</a></p>	

Wednesday 06/05/20	Learning Area	Tasks	Due
Welcome 8.45am	Live Meeting at 8.45am with the teacher	<p><i>Before joining this meeting, please:</i></p> <ol style="list-style-type: none"> <li>1. read announcements. (like when read)</li> <li>2. Complete Reflect App</li> </ol> <p><i>Complete roll. Feedback from yesterday's tasks.</i></p>	Daily at 8.45am
Session 1 9 – 10am	Literacy Meeting (continues from the welcome)	<p><i>Listen to your teacher.</i></p> <p><b>Task 1 :</b> Reading comprehension <b>assignment</b> questions to be answered on the assignment worksheet. Use full sentences for you answers. <b>Edit your work before handing it in.</b></p> <p><b>Task 2:</b> Spelling <b>assignment</b>: This worksheet is due on Friday. Work on a few examples each day.</p>	<p>Task 1: Due today</p> <p>Task 2: Due Friday</p>
Session 2 10 – 10.30am	AR	Read for 30 mins. Please record your pages in your daily journal.	Due today
Session 3 10.30-10.50	Journal	<ol style="list-style-type: none"> <li>1. Open Teams/ Assignments/ Journal</li> <li>2. Record your thoughts, feelings, concerns about your learning. I would also love to read about what you have been doing in your spare time. I would like to see a minimum of 5 sentences each day.</li> </ol>	Due today


10.50-11.10 am		RECESS BREAK – physical activity – no screens	
Session 4 11.10 – 11.20am	Maths	5 minutes practice in Times Tables Rock Stars.	Due today
Session 5 11.20 – 12.15	<p>Live Meeting at 11.15am with the teacher</p> <p>Stepping Stones pg 70 and 71</p>	<p><i>Listen to your teacher.</i>  <i>You will need your whiteboard with you for the meeting for working out.</i>  <i>Inverse Operations</i></p> <p><b>Task:</b>            1. Complete Stepping Stones Journal page 70 and 71.            2. Please fully complete before checking your <a href="#">answers</a>.</p> <p>3. Take a photo of your completed Stepping Stones pages            4. Copy your photo into Maths <a href="#">assignment</a> worksheet.            Don't hand it in until Thursday as you will add more work each day.</p>	<p><b>Optional Activities:</b></p> <p><a href="#">Kenken</a>            Studyladder</p> <p>Why was the maths book depressed?</p> <p>It had a lot of problems. 😂</p>
Session 6 12.15 – 12.45 pm	Religion	<p>Complete the comic strip from yesterday's lesson.</p> <p>Take a photo and hand it in using + <a href="#">Add Work</a>.</p>	
		LUNCH BREAK – physical activity – no screens	
Session 7 1.30 – 3.00pm	HASS	Continue working on you ANZAC PowerPoint.	Friday 15 May.



Thursday 07/05/20	Learning Area	Tasks	Due
Welcome 8.45am	Live Meeting at 8.45am with the teacher	<p><i>Before joining this meeting, please:</i></p> <ol style="list-style-type: none"> <li>1. <i>read announcements. (like when read)</i></li> <li>2. <i>Complete Reflect App</i></li> </ol> <p><i>Complete roll and email to Admin. Feedback from yesterday's tasks.</i></p>	Daily at 8.45am
Session 1 9 – 10am	Literacy Meeting (continues from the welcome)	<p><i>Listen to your teacher. Vocabulary Learn about similes.</i></p> <p><b>Task 1: Assignment</b> Worksheet 1 Similes. Complete this activity in your exercise book. Edit your work carefully. <b>Take a photo and hand it in, using + Add Work</b></p> <p><b>Task 2:</b> Spelling <b>assignment</b>: This worksheet is due on Friday. Work on a few examples each day.</p>	<p>Task 1: Due today</p> <p>Task 2: Due Friday</p>
Session 2 10 – 10.30am	AR	Read for 30 mins. Please record your pages in your daily journal.	Due today
Session 3 10.30-10.50	Journal	<ol style="list-style-type: none"> <li>1. Open Teams/ Assignments/ Journal</li> <li>2. Record your thoughts, feelings, concerns about your learning. I would also love to read about what you have been doing in your spare time. I would like to see a minimum of 5 sentences each day.</li> </ol>	Due today



10.50-11.10 am		RECESS BREAK – physical activity – no screens	
Session 4 11.10 – 11.20am	Maths	5 minutes practice in Times Tables Rock Stars.	Due today
Session 5 11.20 – 12.15	<p>Live Meeting at 11.15am with the teacher</p> <p>Stepping Stones pg 72 and 73</p>	<p><i>Listen to your teacher.</i>  <i>You will need your whiteboard with you for the meeting for working out.</i>  <i>Solving word problems with multiplication.</i></p> <p><b>Task:</b>            1. Complete Stepping Stones Journal page <a href="#">72 and 73</a>.            2. Please fully complete before checking your answers.            3. Take a photo of your completed Stepping Stones pages            4. Copy your photo into Maths <a href="#">assignment</a> worksheet and it in. This should be four day's work.</p>	<p><b>Optional Activities:</b></p> <p><a href="#">Kenken</a></p> <p>Studyladder</p> <p>Due today</p>
Session 6 12.15 – 12.45 pm	<p>Science</p> <p>Live Meeting at 12:15pm with Mrs Hastie</p>	<p>Science Mrs Hastie – <a href="#">assignment</a>.</p> <p>Assignment assigned in Teams: Draw an annotated diagram of the way the Earth and Moon move around the Sun.</p> <p>All communication with Mrs Hastie in the Science Chanel.</p>	
		LUNCH BREAK – physical activity – no screens	
Session 7 1.30 – 3.00pm	<p>Science</p> <p>Sport 2.10 – 3.10</p>	<p>Science Mrs Hastie – <a href="#">assignment</a>.  <a href="#">Continued from before lunch.</a></p> <p>Physical Education - Mrs Toia            Click on the link 'PE with Joe'  <a href="#">PE with Joe</a></p>	

Friday 08/05/20	Learning Area	Tasks	Due
Welcome 8.45am	Live Meeting at 9am with the teacher. (After assembly at school)	<p><i>Before joining this meeting, please:</i></p> <ol style="list-style-type: none"> <li>1. read announcements. (like when read)</li> <li>2. Complete Reflect App</li> </ol> <p><i>Complete roll and email to Admin. Feedback from yesterday's tasks.</i></p>	Daily at 8.45am
Session 1 9 – 10am	Literacy Meeting (continues from the welcome)	<p><i>Listen to you teacher. Vocabulary Share good examples of similes.</i></p> <p><b>Task 1:</b> Vocabulary Assignment. (20 minutes) Words to be studied: meticulous, flustered, perilous</p> <ul style="list-style-type: none"> <li>• Dictionary meaning</li> <li>• Good sentence showing that you understand the meaning</li> <li>• Synonyms</li> <li>• Word building</li> <li>• Hand in your work.</li> </ul> <p><b>Task 2:</b> Assignment Worksheet 2 Similes.</p> <ul style="list-style-type: none"> <li>• Complete this activity in your exercise book.</li> <li>• Edit your work carefully.</li> </ul> <p>Take a photo and hand it in, using + Add Work</p> <p><b>Task 3:</b> Spelling assignment: This worksheet is due today.</p> <p>Complete the tasks and hand it in.</p>	<p>Task 1: Due today</p> <p>Task 2: Due Today</p> <p>Task 3: Due Today</p>

Session 2 10 – 10.30am	AR/ completion of outstanding work.	Read for 30 mins. Please record your pages in your daily journal. Or Complete any work that is due for handing in.	Due today
Session 3 10.30-10.50	Journal	1. Open Teams/ Assignments/ Journal 2. Record your thoughts, feelings, concerns about your learning. I would also love to read about what you have been doing in your spare time. I would like to see a minimum of 5 sentences each day.	Due today
10.50-11.10 am		RECESS BREAK – physical activity – no screens	
Session 4 11.10 – 11.20am	Maths	5 minutes practice in Times Tables Rock Stars.	Due today
Session 5 11.20 – 12.15	Live Meeting at 11.15am with the teacher	<p><i>Listen to your teacher.</i>  <i>You will need your whiteboard with you for the meeting for working out.</i>  <i>Shared problem solving activities.</i></p> <p><b>Task 1:</b> Open the Maths investigation on rectangular prisms <b>assignment</b>.  Follow the instructions carefully.  Check your work carefully.  <b>Hand it in.</b></p>	<p><b>Optional Activities:</b></p> <p><a href="#">Kenken</a>  StudyLadder</p> <p>What do you call the number 7 and the number 3 when they go out on a date?  The odd couple (but 7 is in her prime).  </p>
Session 6 12.15 – 12.45 pm	HASS	Continue working on you ANZAC PowerPoint.	Due Friday 15 May.

		LUNCH BREAK – physical activity – no screens	
Session 7 1.30 – 3.00pm	Indonesian	<p>Mr Priest</p> <p>Continuing with work on 'Rumah Saya' - My House.</p> <p>See Assignment titled (Indonesian – Rumah Saya Week 2)</p>	Due – Friday 15 May

## YEAR 4-6 ACTIVITY GRID

Help set the table for dinner.	Play a board game that you have at home - Monopoly, Scrabble, Boggle, Cluedo, Connect 4 etc.	Write a letter to a family member telling them how much they mean to you.	Cook a treat for your family and share morning or afternoon tea.	Make your bed and clean your room.	Clean the inside windows.
Read a picture book to a family member.	Help pack/ unpack the dishwasher.	Go on a nature walk in your backyard and record how many different plants /insects you find.	Use any recyclable material to create something that could help around the home.	Sort your toybox by <u>colours</u> , purpose, sounds.	Use Lego, building blocks or similar, to build a model of your house/bedroom
Make an indoor and outdoor cubby house and take a photo.	Lie on your back outside and look for shapes in the clouds.	Nature walk bracelets! Turn a piece of tape upside down and place whatever you find in nature to make the bracelet! 	Write directions for a family member to move from point A to point B	Put out and/or bring in the washing.	Plant some seeds and care for them. Record
Ask a family member what games they played as a child.	Learn how to bake scones.	Create a play/show and perform for your family	Get comfortable, close your eyes, focus on your breathing and relax.	Play a game of cards: Fish, Snap, Concentration, etc.	Make a set of finger puppets to tell a fairytale.
Create some physical activity dice. You can make them over sized Simply write little activities on each side like 'Jump up and down' and have fun challenging each other.	Create a fairy garden 	Have an indoor treasure hunt.	Make a <u>race-track</u> and race some toy cars.	Make a musical instrument and perform a song.	Design and build a diorama about your <u>favourite</u> sport.

